

OQEANOUS

Overseas Quality-assured Education in Asian Nations
for Ocean University Students



OQEANOUS Summer School 2019

Tokyo University
of Marine Science and Technology



Academic Program for OQEANOUS Summer School in TUMSAT

Theme: The practical leadership to handle various comprehensive challenges in the environment, resources and energy of the ocean

The summer program aims to develop “truly global human resources, who can learn with other students from Japan, China, and Korea; surmount language barriers to understand the perspectives of their own as well as other countries; work to solve issues that involve our oceans, such as protecting their limited resources and using them in a sustainable manner; and to exhibit leadership that transcends national borders in the areas of industry, government, and academia. Specifically, we will nurture people who can propose projects that will resolve issues related to the oceans in their own fields as well as in collaboration with other fields (outside of their own) and other people (researchers from other countries) who could bring such projects to fruition and engage in research even within limited environments, and those who have the capability and wherewithal to solve problems as part of a team.

Lectures

- ✓ 12 Professors from Tokyo University of Marine Science and Technology
- ✓ 4 Professors from Korea Maritime and Ocean University
- ✓ 2 Professors from Shanghai Ocean University

Learning Activities

- ✓ IDEA Consultants
- ✓ Japan Agency for Marine-Earth Science and Technology (JAMSTEC)
- ✓ Field trip in Downtown Tokyo
- ✓ Festival of Marine day at Shinagawa/Etchujima Campus
- ✓ Tateyama Field Science center in Chiba

Team Project

- ✓ Any subjects related to theme, lectures or learning activities
- ✓ Final Presentation on July 19, total two hours including ceremony of awarding an honor
- ✓ Total 5 groups, 5 members for each group. See the member list of “Group of Final Presentation”
- ✓ Presentation time for each group: 12min and Q&A: 5min

Final Reports

- ✓ Team: Project results(PPT slides and supplements) ()
- ✓ Individual: Summer school experience (document file in word or PDF)
- ✓ Send by email to the following professors

Contact

Daisuke Watanabe()

Haiyun Wu()

Timetable

Date		1st day	2nd day	3rd day	4th day	5th day	6th day	7th day	8th day	9th day	10th day	11th day	12th day	13th day	14th day
		9-Jul	10-Jul	11-Jul	12-Jul	13-Jul	14-Jul	15-Jul	16-Jul	17-Jul	18-Jul	19-Jul	20-Jul	21-Jul	22-Jul
		Tue	Wed	Thu	Fri	Sat.	Sun.	Mon	Tue	Wed	Thu	Fri	Sat	Sun	Mon
	8:30~	KMOU: KE715 11:35NRT SHOU: MU523 12:45 NRT			8:00 at North Gate			10:00 at Exchange Plaza at building D				7:30 at North Gate <small>Please bring your baggage, sheets and room key.</small>			
Time & Schedule	8:50 ~10:20	TUMSAT: 15:30	①Satoko Owari	⑤Mitsuhiro Masuda	IDEA Consultants, Inc.	⑨Kideok DO	Learning Activities at the festival of Marine Day in Shinagawa/E tchujima	⑪Lingqiao CHENG	⑬Junichi Tahara	⑮Daisuke Watanabe	Self Study in Shinagawa	Tateyama	Depart from Tateyama	Depart from Hotel: KMOU:8:00 SHOU:14:30	
	10:30 ~12:00		②Kazufumi Osako	⑥Akio Okayasu		⑩Inho YANG		⑫Haiyun Wu	⑭Etsuro Shimizu	⑯Yayoi Oshima		Lab tour at Station 10:00-11:00			
	13:00 ~14:30	Orientation 16:00~	③Vesselin Dekov	⑦Sunghwoan Cho		Self Study		Self-Study	JAMSTEC	⑰Liqun LYU		Final Presentation & a ceremony of awarding an honor in Shinagawa (13:00~15: 00)	International exchange event		Visit to Museum
	14:40 ~16:10		④Tomomi Nabatame	⑧Jinsoon PARK									Field Trip		Arrive at hotel
Venue or Self Study room at daytime (8:30-17:00)	Seminar room 415	Seminar room 415	Seminar room 415	IDEA <u>Lunch ¥450</u>	Seminar room 404	Seminar room 108 (13:00- 17:00only)	Seminar room 107	Seminar room 107	Etchujima Campus 126 & JAMSTEC	Seminar room 107	Lecture Building44	Tateyama	KMOU: KE716 12:40 NRT SHOU: MU540 17:50 HND		
After 18:00	17:30~	Welcome Party TORATTORIA THE CODE									Farewell Party TORATTORIA THE CODE	Tateyama			
	18:00 ~22:00	Self Study Room (18:00 to 22:00)	Seminar room 511	Seminar room 511	Seminar room 502	Seminar room 514	Seminar room 514	Seminar room 514	Seminar room 510	Seminar room 109	Seminar room 109				
Accommodation	National Olympics Memorial Youth Center											Tateyama Station	Toyoko Inn (Tennouzu)		

Lectures

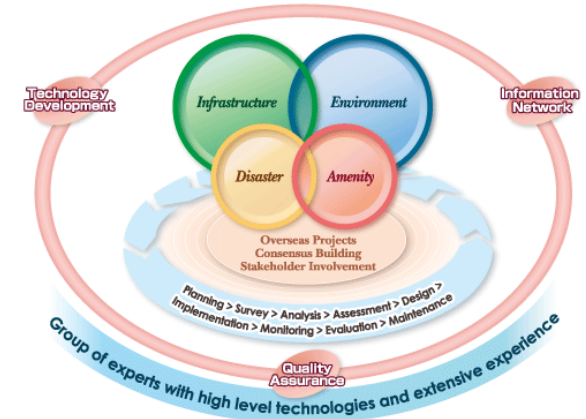
Univ.	Title	Name of Lecturers	Title of lecture	No.
TUMSAT	Assistant Prof.	Satoko Owari	What is Ocean Drilling?	①
TUMSAT	Prof.	Kazufumi Osako	Seafood Processing in Japan	②
TUMSAT	Prof.	Vesselin Dekov	Seafloor mineral resources	③
TUMSAT	Associate Prof.	Tomomi Nabatame	The characteristics of Japanese language based on a comparison between Japanese, Chinese and Korean	④
TUMSAT	Prof.	Mitsuhiro Masuda	Technologies of Ocean Space Utilization by Floating Structures	⑤
TUMSAT	Prof.	Akio Okayasu	Storm Surges, History and Latest Technologies	⑥
KMOU	Prof.	Sunghwoan Cho	Development of alternative sources for fish meal and macroalgae in aquafeed	⑦
KMOU	Prof.	Jinsoon Park	Marine Biodiversity	⑧
KMOU	Prof.	Kideok Do	Numerical Modeling of Sediment Transport in the Coastal Area	⑨
KMOU	Assistant Prof.	Inho Yang	Marine Natural Products Study from A Interesting Microbes	⑩
SHOU	Lecturer	Lingqiao Cheng	Some mixing effects associated with the physical properties of seawater	⑪
TUMSAT	Assistant Prof.	Haiyun Wu	Biosensor system for fish health	⑫
TUMSAT	Associate Prof.	Junichiro Tahara	Electrical and electronic circuit design of underwater equipment	⑬
TUMSAT	Prof.	Etsuro Shimizu	Navigation at Arctic Sea & Northern Sea Route	⑭
TUMSAT	Associate Prof.	Daisuke Watanabe	Environmental Analysis in Maritime Transportation	⑮
TUMSAT	Prof.	Yayoi Oshima	Activities on Japanese Language and Culture	⑯
SHOU	Prof.	Liqun Lyu	Bacterial pathogen in aquaculture: diagnosis, control and drug-resistance	⑰
TUMSAT	Assistant Prof.	Goshi Kato	Immunology and Vaccinology in Fish	⑱

Company Visit



Corporate Name	IDEA Consultants, Inc.
Head Office	3-15-1 Komazawa, Setagaya-ku, Tokyo 154-8585, Japan
Founded	May, 1953
Chairman	Hideo TABATA
President	Akihisa TABATA
Capital	3,173 million yen
Employees	954 (as of April 1 ,2019)
Business Description	Integrated Consultancy on Infrastructure Development and Environmental Conservation
Consolidated Companies	4 companies (as of April 1 ,2019)

For More Info. <http://ideacon.jp/en/index.html>

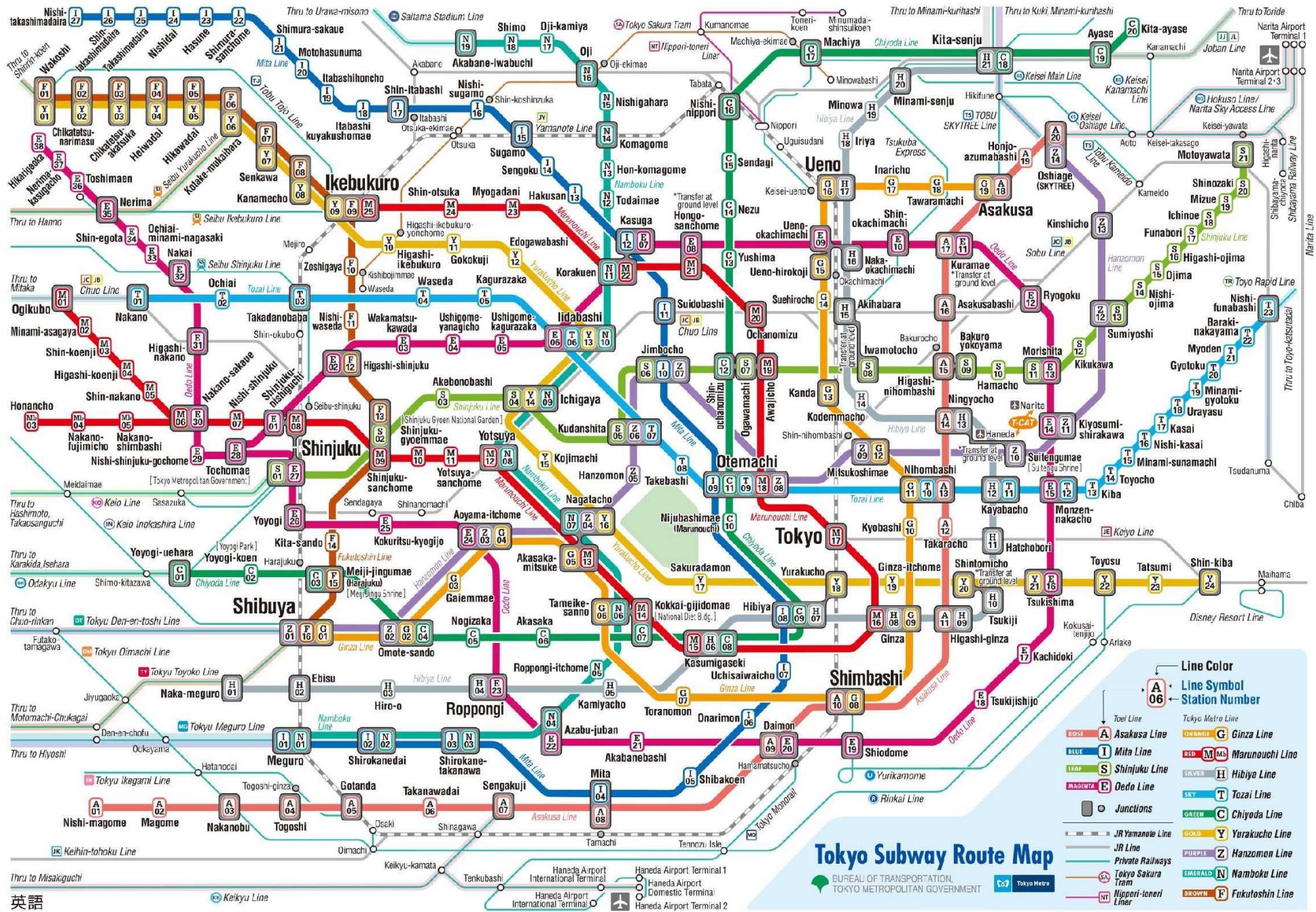


Lectures at IDEA

	Time	Title of the lecture / lecturer
Lecture 1	08:50~10:20	東日本大震災からの復興に向けて／事業開発本部 本部長 小原一哉（通訳：鷹尾信一主任研究員） Toward reconstruction after the great east Japan earthquake / Ichiya Obara, General Manager, Business Development Headquarters (Interpreter: Shinichi Takao, Senior Researcher)
Lecture 2	10:30~12:00	環境モニタリング（水質・生物モニタリング）／自然環境保全部 部長 大坪二郎 Environmental Monitoring (Water Quality and Biological Monitoring) / Jiro Otsubo, General Manager, Natural Environment Conservation Department
Lecture 3	13:00~14:30	港湾管理と港湾開発制度／顧問 黒田秀彦 Port management and development/ Hidehiko Kuroda, Advisor
Lecture 4	14:40~16:10	シミュレーションモデル解析／水環境解析部 部長 竹内一浩（通訳：光本育郎主任研究員） Simulation Model Analysis / Kazuhiro Takeuchi, General Manager, Water Environment Analysis Department (Interpreter: Ikuro Mitsumoto, Senior Researcher)
	16:20~17:00	化学分析ラボ見学／環境化学部 Chemical Analysis Lab Tour / Environmental Chemistry Department

Field trip Schedule

Schedule	Time	Content of leading	Closest railway station	Reference (Admission fee)	
July 14, 2019	10:00	National Youth Center	Yoyogi Koen on Tokyo Metro Chiyoda Line		Tokyo Metro 1-day pass
			(Transfer at Omotesando on Tokyo Metro Ginza Line)		
		Karasumori shrine/Hama Royal Garden/Hibiya Shrine	Shimbashi/Shimbashi or Shiodome on Yurikamome Line	Hama Royal Garden : 300 yen / Shrine : Free	Yurikamome 1-day pass
		Museum of Maritime Science/Exhibition Room of the Tokyo Waterfront Area/National Museum of Emerging Science and Innovation	Tokyo International Cruise Terminal /Telecom Center	National Museum of Emerging Science and Innovation : 620 yen (Group : 490 yen is 8 students and more) /Free for Museum of Maritime Science/Exhibition Room of the Tokyo Waterfront Area	
		The Tokyo Rinkai Disaster Prevention Park	Ariake, Yurikamome Line	Free	
			(Transfer at Shimbashi)		Tokyo Metro 1-day pass
		National Museum of Nature and Science	Ueno, Tokyo Metro Ginza Line Ueno, Tokyo Metro Hibiya Line	TUMSAT student free of charge : https://www.kaiyodai.ac.jp/student/schoollife/partnership.html Oversea student: 620 yen	
		Akihabara Electric Street	Akihabara, Tokyo Metro Hibiya Line		
			(Transfer at Kasumigaseki)		
	If you have time	Metropolitan Government Office	Shinjuku sanchome, Tokyo Metro Marunouchi Line		
			(Transfer at Kokkai gijidomae)		
		Meiji Shrine	Meiji jingumae, Tokyo Metro Chiyoda Line	Free	
	17:00	Disband at Yoyogi station, etc.			



英語


Tokyo Subway Route Map

BUREAU OF TRANSPORTATION, TOKYO METROPOLITAN GOVERNMENT

- Line Color**
Line Symbol
Station Number
- Asakusa Line
 - Mita Line
 - Shinjuku Line
 - Dodo Line
 - Toei Line
 - Hibiya Line
 - Tozai Line
 - Chiyoda Line
 - Yurakucho Line
 - Hanzomon Line
 - Namboku Line
 - Fukutoshin Line
 - Tokyo Metro Line
 - Ginza Line
 - Marunouchi Line
 - Hibiya Line
 - Tozai Line
 - Chiyoda Line
 - Yurakucho Line
 - Hanzomon Line
 - Namboku Line
 - Fukutoshin Line
- Junctions
○ JR Yamanote Line
○ JR Line
○ Private Railways
○ Tokyo Sakura Tram
○ Nippori-toneri Liner
○ Tokyo Metro

BUREAU OF TRANSPORTATION, TOKYO METROPOLITAN GOVERNMENT Tokyo Metro Co., Ltd. © 2018.33

Visit to Research Institute



Japan Agency for Marine-Earth Science and Technology (JAMSTEC) has the main objective to contribute to the advancement of academic research in addition to the improvement of marine science and technology by proceeding the fundamental research and development on marine, and the cooperative activities on the academic research related to the Ocean for the benefit of the peace and human welfare.

For more detail: <http://www.jamstec.go.jp/e/>

YOKOSUKA Headquarters
2-15, Natsushima-cho, Yokosuka-shi, Kanagawa, Japan
Tel: +81-46-866-3811

For more detail: <http://www.jamstec.go.jp/e/about/bases/yokosuka.html>

【Notes】

- We will walk around the site for about one hour and a half. Please come with casual clothes and unexposed safe shoes.
Please refrain from wearing shoes with uncovered toes and heels, beach sandals and high heels.
- If even one person visits the site with inappropriate footwear, we cannot help but have a part where we cannot take a tour for safety management.
- It is expected to be hot on the day of the tour due to the summer season. As there are rooms with no air conditioner, we would like to ask each visitor to take measures against heat, such as carrying water bottles.
- When rainy weather is expected, there is no rental of rain wear here. Please bring your own rainwear such as an umbrella and a raincoat.
- Taking photos on the premises is free except for a part, but for security, please refrain from taking video while walking, taking photos with a selfie stick, using a smartphone or a cell phone.
- You can tour with the luggage left in the room where you gathered, but we will ask you to carry valuables as the room is not locked.

Restaurant for Welcome & Farewell Party



TRATTORIA THE CODE

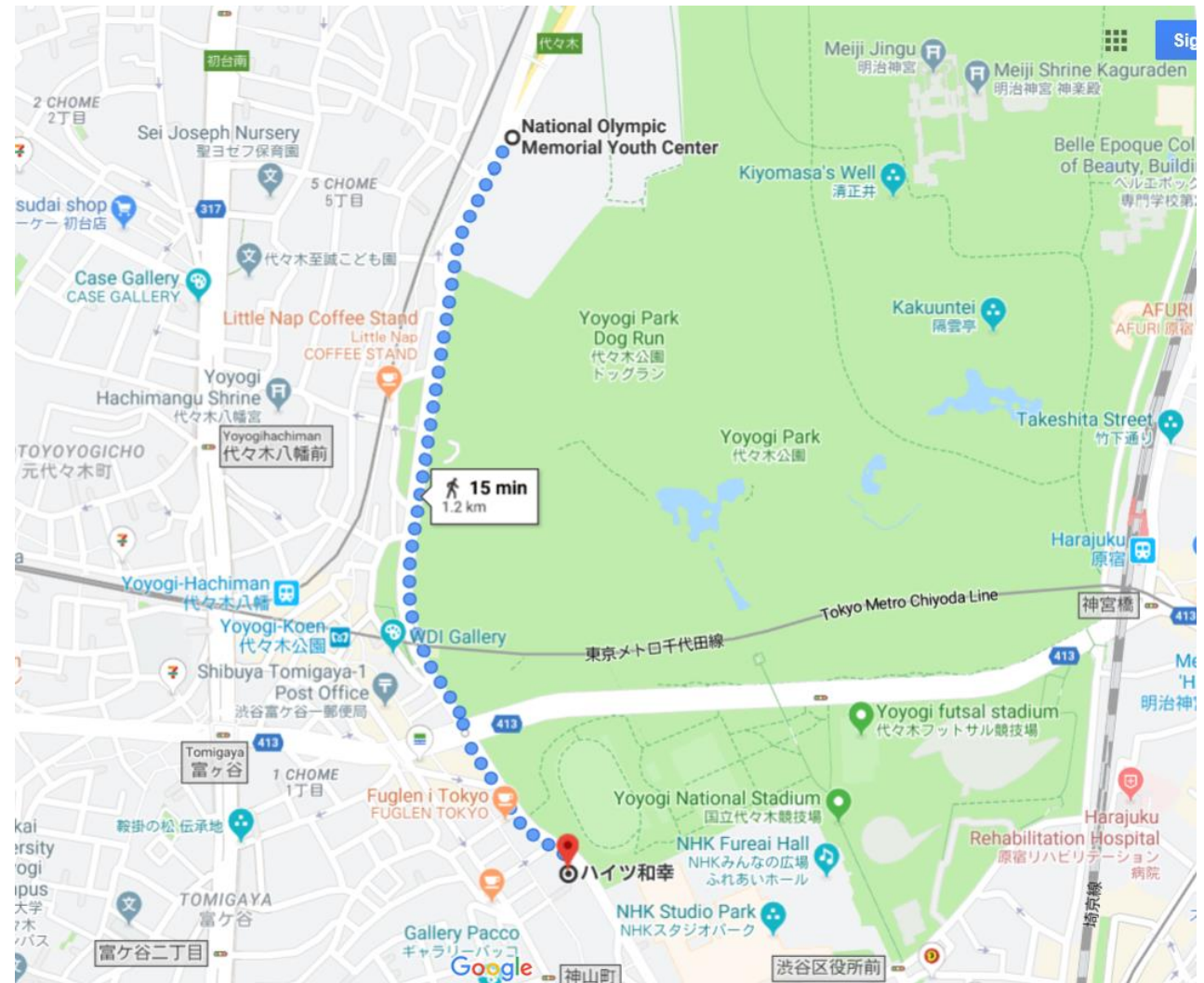
Address

1F 1-3 Kamiyacho Shibuya district Tokyo

Tel: 03-6804-9177

15 minutes walk from

National Olympic Memorial Youth Center



Tateyama Field Science center

Tokyo University of Marine Science and Technology

Tateyama Station, located in Tateyama City, Chiba Prefecture, is used for education and research on marine environment and bioresources. The main advanced researches have a particular focus on coastal ecology and tuna breeding. We maintain Tateyama Bay Branch, locating at recess of Tateyama Bay, which is used for researches on technology of coastal fisheries. This branch also functions as an educational station for swimming, rowing, operating fishing boat and observation of marine environment



Location:
670, Banda Tateyama-Shi, Chiba
〒294-0308
Tel: +81-470-29-1144

Lunch

Date & Time	Unit price	Store name
Evening on 19 July	500 yen	Koshihikari bento (Furukawa sama)
Morning on 20 July	500 yen	Nakamura Bread
Lunch on 20 July	500 yen	Oraga (Sugano sama)
Evening on 20 July	500 yen	Benzo
Morning on 21 July	500 yen	Lunch Box Mizuki (Mizuki sama)

Schedule

19 July (After Final Presentation)

- 15:20 Meeting in front of Nakabe Auditorium on Shinagawa campus
(Bus company: Dreamworld Inc.)
- 15:30 Depart from Shinagawa campus (to Tateyama Station by bus)
- 18:00-19:00 Evening meal (Bento) after arriving at Tateyama Station

20 July

- 8:00-9:00 Breakfast (Bento) @Dining room
- 10:00~11:00 A facility tour
- 12:00-13:00 Lunch (Bento) @Dining room
- After lunch International exchange event@ 1st Laboratory, Research Building
- Around 15 o'clock Visit the surrounding area such as coast (Light house, etc.)
- 18:00-19:00 Evening meal (Bento) @Dining room

21 July

- 8:00-9:00 Breakfast (Bento) @Dining room
- 9:00 Depart from Tateyama (Bus company: Dreamworld Inc.)
- Visit the Coastal Branch of Natural History Museum and Institute, Chiba
- 12:00-13:00 Lunch (undecided)
- Visit UMIHOTARU
- Arrive at Shinagawa Konan-guchi Tennozu Isle

Precautions when using facilities of Tateyama Station

- If an earthquake occurs while you are at the sea shore,
 1. If you feel shaking or an emergency earthquake alert is issued, leave the equipment and gather in front of the building's emergency stairs in the accommodation building.
 2. Evacuate to the roof if tsunami warning is issued (do not go to the roof other than in an emergency).
 3. In case of fire, go down the emergency stair outside.
- Power saving
 1. Set temperature on air conditioner to 28 degrees and use fan if it is hot
 2. Be sure to switch off the air conditioner and turn off the light when leaving a room, training room or dining room.
- On accommodation
 1. Eating and drinking: Limit to the dining room. It is prohibited in the room and the corridor. Prohibit underage drinking. When you use kitchen, use it cleanly not to drain leftovers.
 2. Cigarette: Restrict to smoking areas outside the front door.
 3. Sheets, pillowcase and blanket covers will be put **separately** in the designated cages in the lobby of the research building. If they mix, we have to sort when we take them to the cleaner.

Mattress hangs on upper stage of bunk bed without folding when you leave the room in summer season (May to September) (It becomes moldy smell when it is folded).
 4. Garbage: Separate into burnable, plastics, metals, glasses, and plastic bottles and throw them into the each trash can of the cafeteria. Remove the plastic bottle label and cap.
 5. Bath: Between 18:00-20:00
 6. Long term students are living in the accommodation building. **Keep quiet in room and corridor.**
 7. Washing machines and dryers should be maintained in a fixed capacity. You do not use them in midnight after 23:00.
 8. Room arrangement: The 2nd floor is for boys and the 3rd floor is for girls. Boys should not go to the 3rd floor.
- About collection at the sea shore
 1. Collect the necessary minimum for the purpose of the training. **The collection of fishery useful organisms such as abalone, turban shell, Japanese ormer and lobster is prohibited.** You cannot touch them if you find it. If you accidentally collect it, return it to its original place immediately. If you are found out that you have collected, it will be reported to the police as a poacher and it will be a big trouble with the fishermen's cooperative
 2. Wear a yellow hat which is provided by station when you collect at seashore.
 3. Don't lose the hats, acupuncture, buckets, etc. at the seashore that the station lends. Check the number when you finished using.
- About use of training room
 1. Bring collecting items from outside stairs.
 2. Make sure the collecting items do not run away in the laboratory
 3. Be careful not to let sand flow into the drain of the training room. Clean the sink after use
 4. Clean the floor after the training.
 5. The microscope is used after filling out the use list. After finishing, check the number of microscopes and picture books and return them to the designated place.

館山ステーション利用に関する注意事項

- 磯にでている時に地震が発生したら
 1. 揺れを感じたり緊急地震速報が出たら機材は残し、宿泊棟非常階段前に集合。
 2. 津波警報がでたら屋上に避難（非常時以外は屋上に上らないこと）。
 3. 火事の場合は外の避難階段を下りる。
- 節電に関すること
 1. エアコンの設定温度は28度とし、暑い場合は扇風機を使用すること。
 2. 部屋・実習室・食堂を空けるときは必ずエアコンのスイッチを切り、消灯すること。
- 宿泊に関すること
 1. 飲食： 食堂に限る。部屋、廊下では禁止。未成年の飲酒禁止。台所を使った場合は残飯を下水に流さないようきれいに使うこと。
 2. タバコ： 玄関外の喫煙所に限る。
 3. シーツ・マクラカバー・毛布カバーは使い終わったら**別々**に研究棟ロビーの所定のカゴに入れる。混ぜるとクリーニングに出す際、仕分けが必要になる。
敷布団は夏季（5～9月）は退出時にはたまたまずに二段ベッドの上段に掛ける（たたむと黴臭くなる）。
 4. ゴミ類： 可燃物、プラスチック、金属、ガラス、ペットボトルに分別して食堂のゴミ箱に捨てる。ペットボトルはラベル、キャップを外すこと。
 5. 風呂： 夜10時まで。
 6. 宿泊棟は長期滞在の学生が生活している。**部屋、廊下では静かにすること。**
 7. 洗濯機・乾燥機は決められた容量を守る。23時以後の深夜は使用しない。
 8. 部屋割りは男子2階、女子3階なので男子は3階に行かないこと。
- 磯における採集について
 1. 実習の目的に適ったものを必要最低限採集する。**アワビ・サザエ・トコブシ・イセエビなどの漁業有用生物は採集禁止。**見つけたら手をふれない。誤って採集した場合は速やかに元の場所に戻す。採集したことが見つかった場合、密猟者として警察に通報することになる上、漁協との大きなトラブルになる。
 2. 磯で採集するときはステーションが用意する黄色い帽子を着用。
 - 3.ステーションが貸与する**帽子、磯がね、バケツ等を磯で紛失しないこと。**使い終わったら数を確認する。
- 実習室の使用について
 1. 採集物は外の階段から運び込むこと。
 2. 採集物は実験室で逃げないように。床の上で死んで悪臭を放つことになる。
 3. 実習室の排水口に砂を流さないよう注意する。使用後は流しを清掃すること。
 4. 実習終了後は床を清掃すること。
 5. 顕微鏡は使用簿に記入して使用する。終了後、顕微鏡・図鑑は数を確認の上、所定の場所に戻すこと。

Accommodation for Summer School

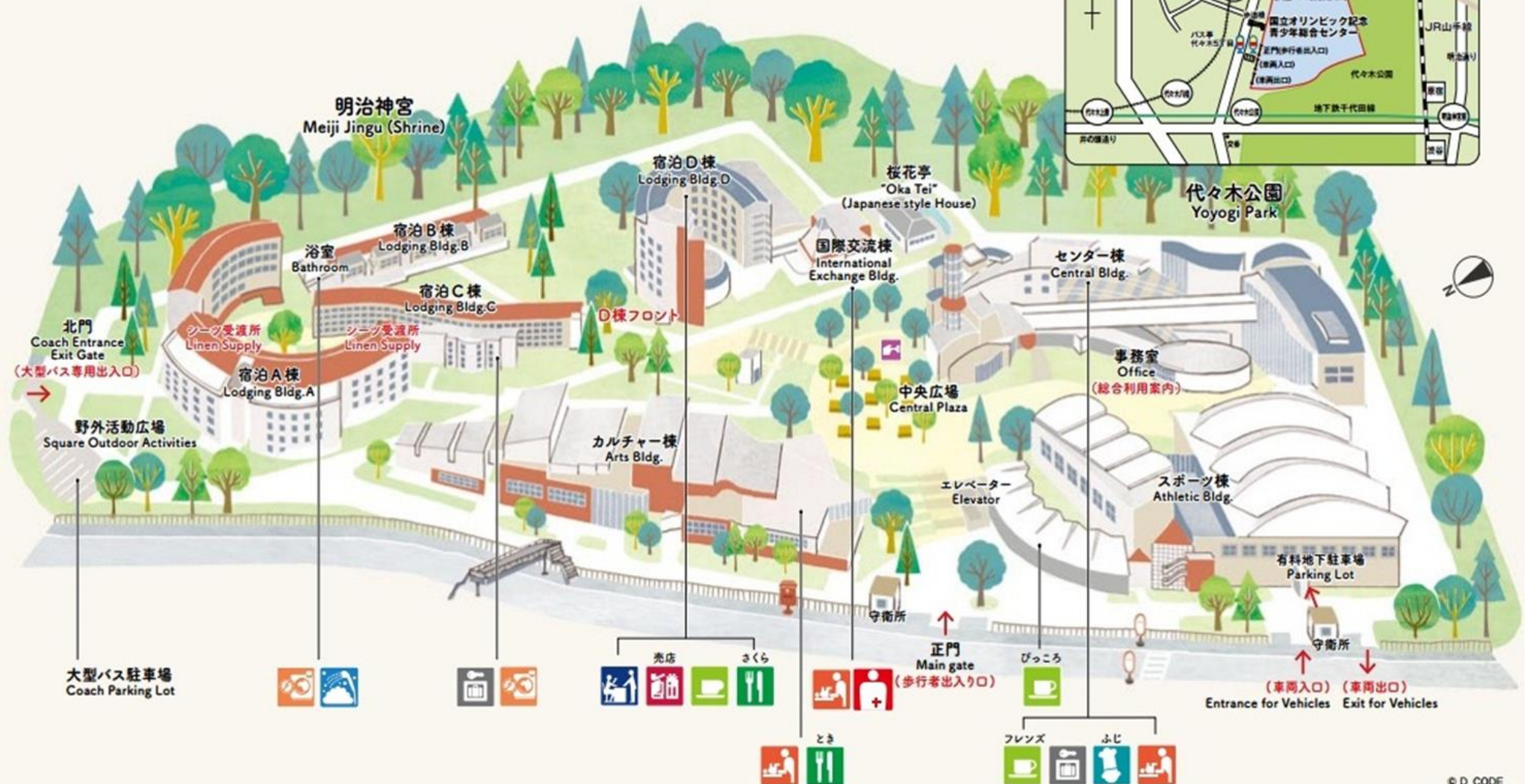


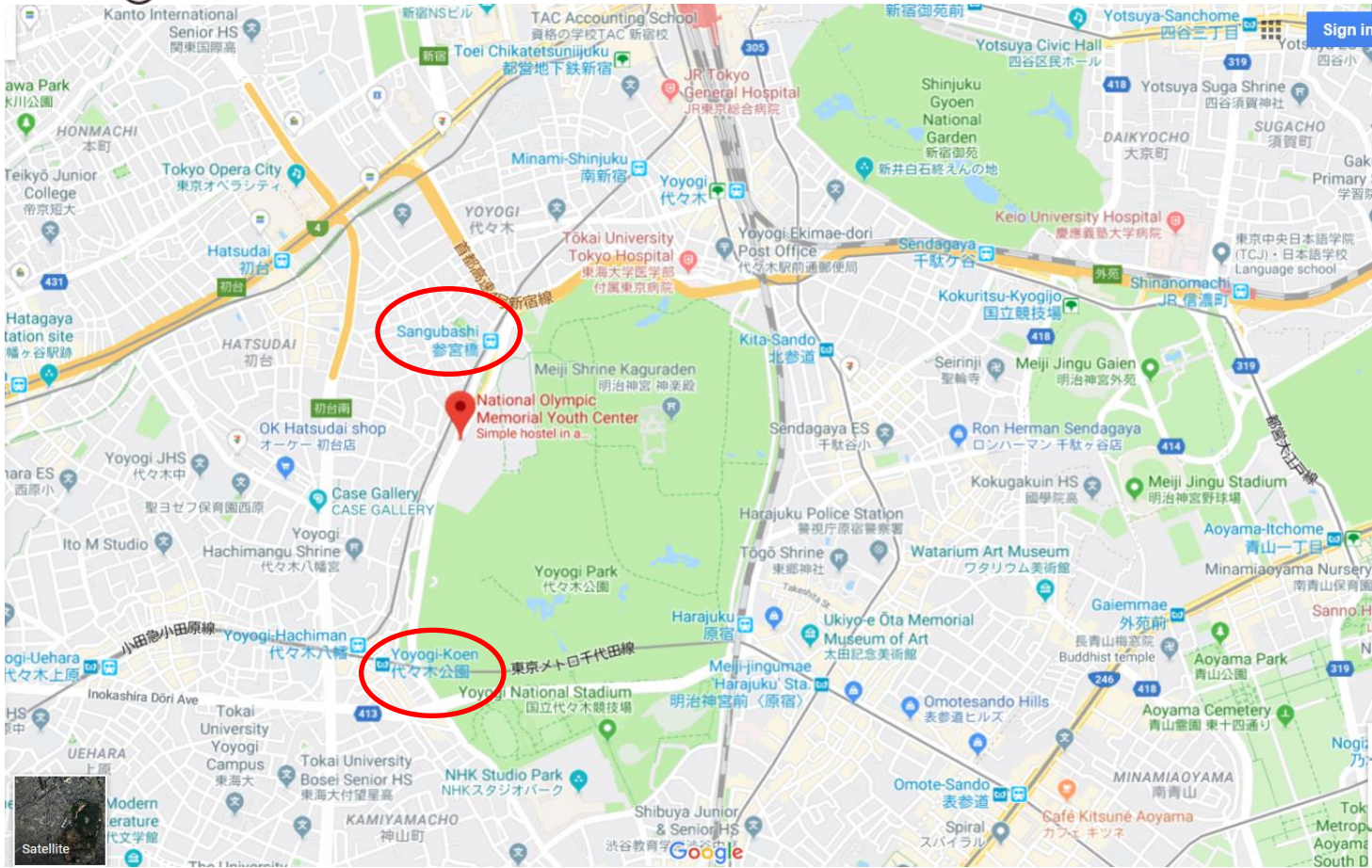
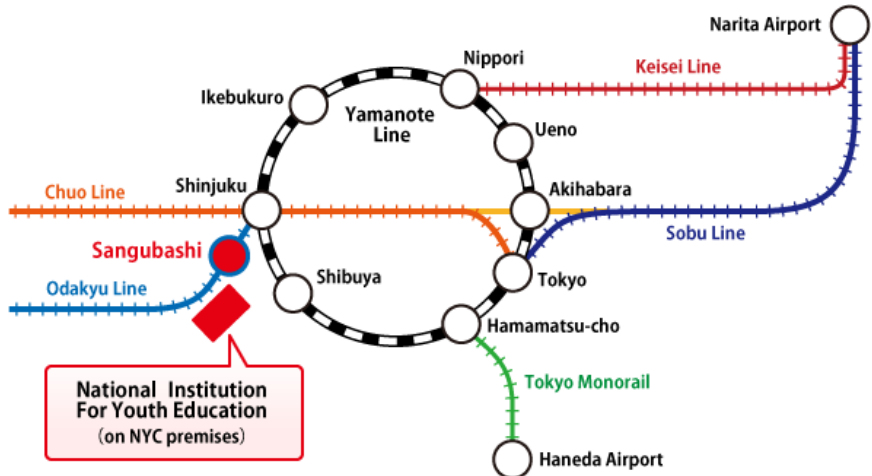
施設の案内

Map of the Center

国立オリンピック記念青少年総合センター
 〒151-0052 東京都渋谷区代々木神園町3番1号
 申込受付専用電話 03(3469)2525 FAX. 03(3469)2277
 ホームページ <http://nyc.niye.go.jp>

- | | | |
|--|---|--|
|  ●食堂
■ DINING HALL |  ●喫茶コーナー
■ COFFEE SHOP |  ●サービスコーナー (宅配便)
■ SERVICE CORNER |
|  ●レストラン
■ RESTAURANT |  ●売店
■ SHOP |  ●コインランドリー
■ COINLAUNDRY |
|  ●宿泊者用浴室
■ BATH ROOM |  ●自販機
■ VENDING MACHINE |  ●オストメイト対応トイレ
■ MULTI-PURPOSE ROOM |
|  ●コインロッカー
■ LOCKER |  ●おむつ交換所
■ CHANGE THE DIAPER PLACE | |





Restaurants

Cafeteria (Place for eating and drinking)			Service Hour	
On the right after the front	Café and Bakery piccolo			8:00-19:00
Center Bldg.	2F	Cafeteria Fuji	Breakfast Lunch Evening meal	7:00-9:00 11:30-13:30 17:00-19:00
	2F	Café Friends		8:00-19:00
Culture Bldg.	2F	Restaurant Toki	11:30-14:30 / 17:00-22:00	
International exchange Bldg.	1F	Exchange plaza	(Shop)	7:00-22:30
	9F	Restaurant Sakura		7:00-22:30



Toki



Sakura



Fuji

Other cafeteria

Café Friends (Center Bldg. 2F)



Service Hour	Contents
8:00~19:00	Cafe, snacks, dinner, etc.
✂Coffee¥290~ Handmade bread, etc. ¥150~	

Café and Bakery piccolo (Beside the front gate)



Service Hour	Contents
8:00-19:00	Cafe, snacks
✂Coffee¥250~ Snacks¥130~	

Convenience store (Accommodation D 1F Beside Exchange plaza) Vending machine



Service Hour	Products
7:00~22:30	Stationery, liquor (sold from 17:00), cigarettes, stamps, newspapers, magazines, souvenirs, Internet prepaid cards
※Receipt agency desk, photocopy, fax transmission, laptop PC pay rental ※Reservation for lunch box and drink	



Service Counter (Just beside convenience store)



Service Hour	Contents
7:30~21:00	Copy, courier service (shipping only), money exchange machine, baggage storage, etc.

Facilities

Coin type PC (Accommodation D 1F Beside Exchange plaza・Center Bldg. Entrance Hall)



Service Hour	Facility	Fee	Notes
7:30~ 23:00	Desktop PC	¥100 / 10 minutes	Various software is included. Print out is available. (charged)

Coin laundry (Washing machine and dryer (B Bldg. 1 F Beside bathroom・C Bldg. 1 F back))



Facilities	Fee	Notes
Washing machine	¥200	1 time
Drying machine	¥100	10 minutes
Detergent	¥30	

Important notice

● Bus can not stay longer than 30 minutes. Please be punctual and get off smoothly. Bus always arrives and leaves at North gate (Coach entrance exit gate) during summer school.

● Please bring sheets and a pillow cover with you when you move out to different room. When your room type is D, they will be already in your room so that you keep them neatly by yourself, and use them again when you move out to different room.

On July 19th, you need to return your used sheets and cover to the same linen rental reception “C” between 7AM and 9 AM . When you return sheets, please fold five times and each 20 sheets need to be banded together. Please follow our staff when you return them.



● When you move out, please clean up to restore your room to the original condition. Other students will use it with the condition you left. The instruction by this center is as follows:


- ① Please remove garbage, dust, hair in the closet, under bed and on the floor with electric vacuum cleaner / mop.
- ② Please wipe the desk with a rag.
- ③ Please sort trash and then put it into the trash can in the lounge. (Please empty the trash can of each room and return it to the room.)
- ④ Please tidy up the bedding as it was before. (Please look at the illustration.)
- ⑤ Please put hangers back in the closet. (Each person gets 2 hangers.)
- ⑥ Please put towel racks back in the original position. (Building B and C only. 1 towel rack per each room)
- ⑦ Please fasten the curtains with the tiebacks.
- ⑧ Please close the windows and ventilator
- ⑨ Please make sure there is nothing left behind.
- ⑩ Please leave the room without locking.

● Use of all bathing facilities is available from 17:00 to 23:30. Please watch the available time.



	Conditioning Shampoo Body soap	dryer	Towel
Lodgers of Building A *Use shower in each unit	○	×	×
Lodgers of Building B and C lodgers *Use bath facilities of Building B.	○	○	×

● Smoking is prohibited in the National Olympics Memorial Youth Center (NYC). Smoking area is located only beside arts building.



● Lounge

Please make sure to clean and tidy up the lounge each time you use it. Please refrain from using lounges late at night because it may bother other groups.

● Please remember each unit of Lodging Building. A is closed to people not related to groups that have been allocated to the unit. Note: No dryer or amenity goods are supplied. Please bring them if necessary.

● Building D has auto-lock doors. Please be careful in this regard, because you will not be able to get back into your room if you leave your key in your room. Slippers, towels, bath towels, conditioning shampoo, and body soap are available in each room. When using the bathing facilities, please close the door and turn on the fan. (The room's smoke detectors may react to the steam and start an alarm.) Trouser presses, irons, and driers are available for rent at the Front Desk on Level 1 of Building D. Pajamas are also available on a rental basis for a fee. Note: No dryer or amenity goods are supplied. Please bring them if necessary.

● Curfew

Group leaders make sure that all the members are in room and report it to prof. or staff in charge at **22:00 at Lounge of 1st floor, Building D.**

The main gate is closed between 23:00 and 6:00 (the service gate on the side stays open during this time.)

About Wi-fi

Unfortunately, free Wi-fi at the National Olympic Memorial Youth Center is not available.

TUMSAT provides five rental Wi-fi to students.

Two for SHOU and KMOU students respectively, and One for Japanese students.

Turn on the power and enter the password written behind rental Wi-fi to your device.

If you communicate continuously, the battery will run out in about 4 to 5 hours, so charge appropriately.

The display goes off 120 seconds after startup, and if there is no communication for 10 minutes, it will be paused and disconnect. The pause mode is restored by pressing and holding the power button.

The unlimited capacity is offered, but if you exceed 10GB data traffic in 3 days , the maximum communication speed will become 1mbps from 18:00 to 2:00 on the next day, which is the speed that YouTube's can be viewed.

[After the final presentation, please return it to our coordinator.](#)